



# While you're waiting...

Please,

- Add your name, organization, and what you hope to learn in the chat
- Enter your questions in the Q&A (not in the chat, or Facebook comments)
- Include name if your question is directed toward a particular panelist



TULSA  
EQUALITY  
INDICATORS



CITY OF  
**Tulsa**  
*A New Kind of Energy.*

# TULSA EQUALITY INDICATORS



COMMUNITY  
SERVICE  
COUNCIL

Improving Oklahomans' Lives Through  
Research, Planning & Action

## LEARNING SERIES: DATA FOR ACTION

### Economic Opportunity

January 29, 2021



# Agenda

- ❖ Overview of Equality Indicators Report & Economic Opportunity Results
- ❖ Panel Discussion
- ❖ Q & A
- ❖ Closing Remarks & Next Steps



TULSA  
EQUALITY  
INDICATORS



# Background



TULSA  
EQUALITY  
INDICATORS



# What is Tulsa Equality Indicators?



TULSA  
EQUALITY  
INDICATORS

Framework to measure:

- ❖ Inequality in outcomes & opportunities
  - ❖ For different groups of Tulsans
  - ❖ Over a broad range of topics
  - ❖ And to track change over time

Customized specifically for Tulsa





# What is the purpose of Equality Indicators?



TULSA  
EQUALITY  
INDICATORS

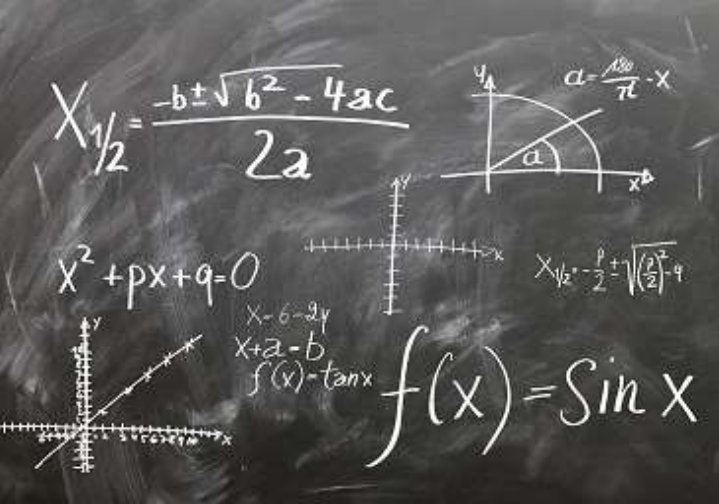
- ❑ Identify areas to focus equity efforts
- ❑ Guide public policy development to reduce inequalities
- ❑ Inform solutions that lead to improved opportunities and outcomes for Tulsans with a focus on equity
- ❑ Identify trends reflecting possible impact of changes in policy and practice



# Methodology



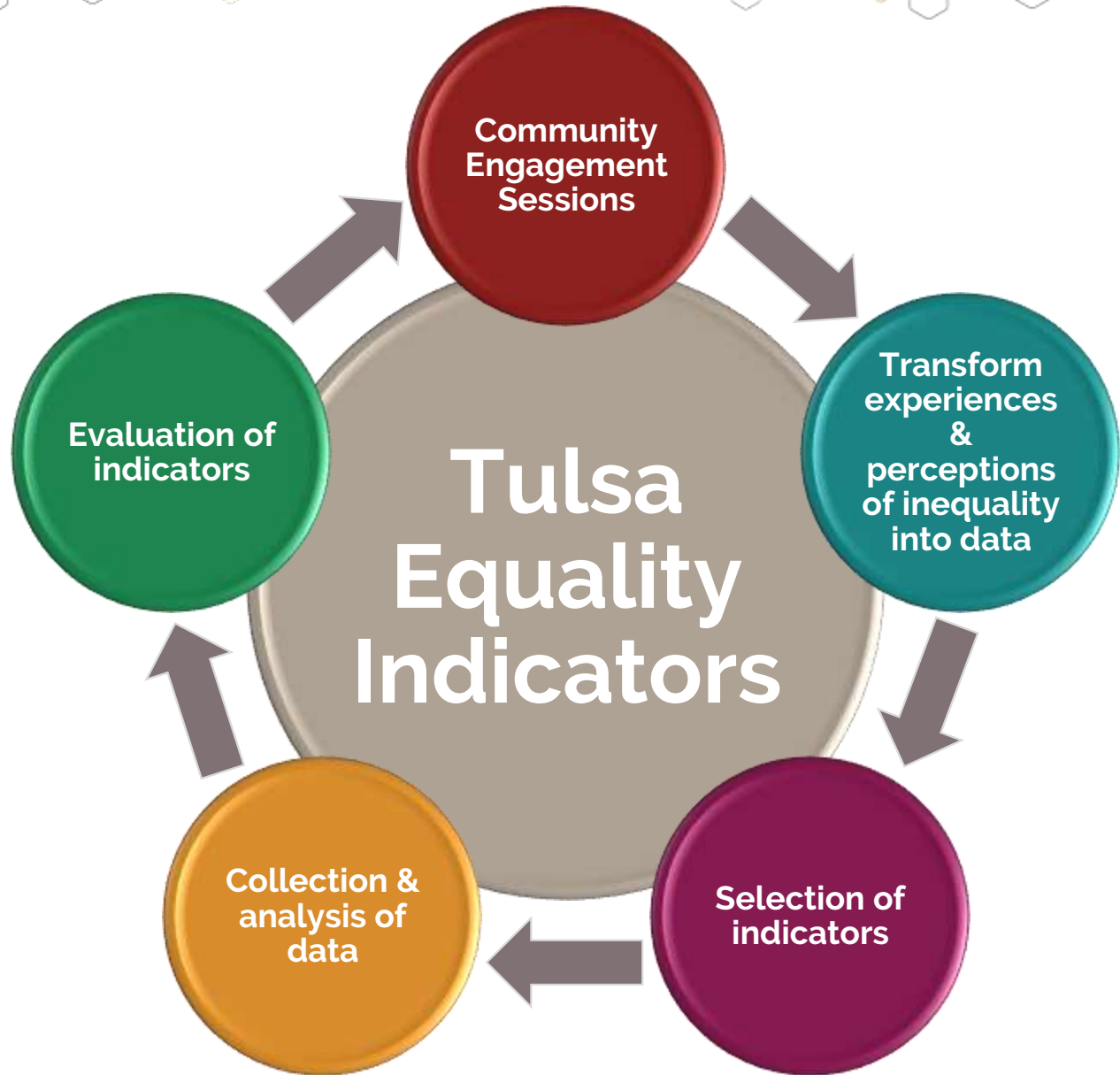
TULSA  
EQUALITY  
INDICATORS



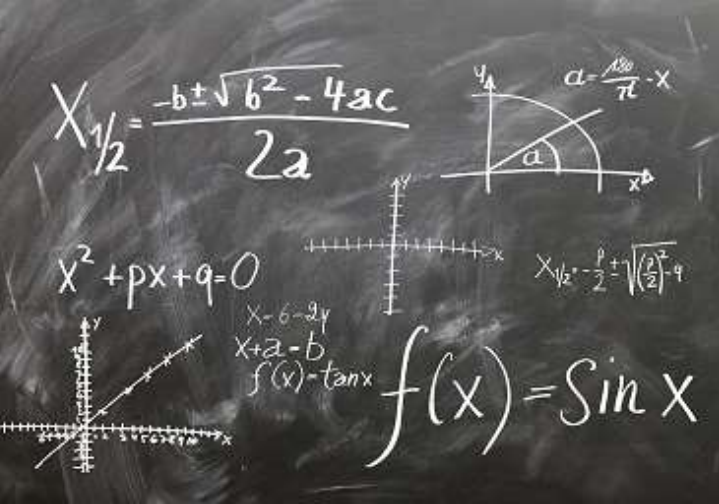
# Community Consultations



TULSA  
EQUALITY  
INDICATORS





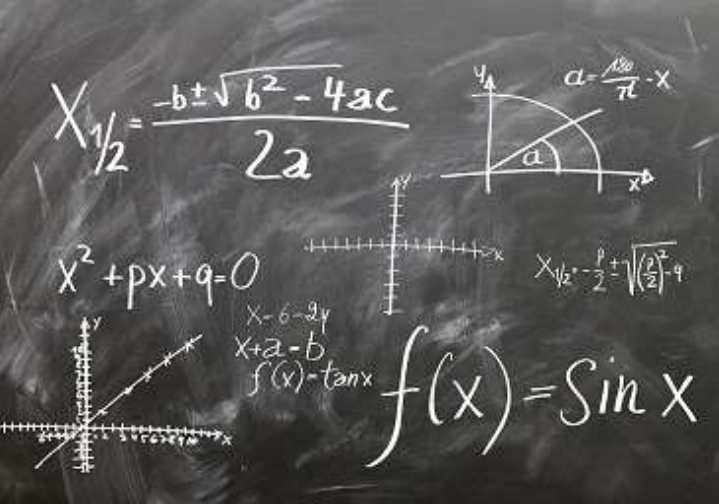


# Six Themes of Tulsa Equality Indicators

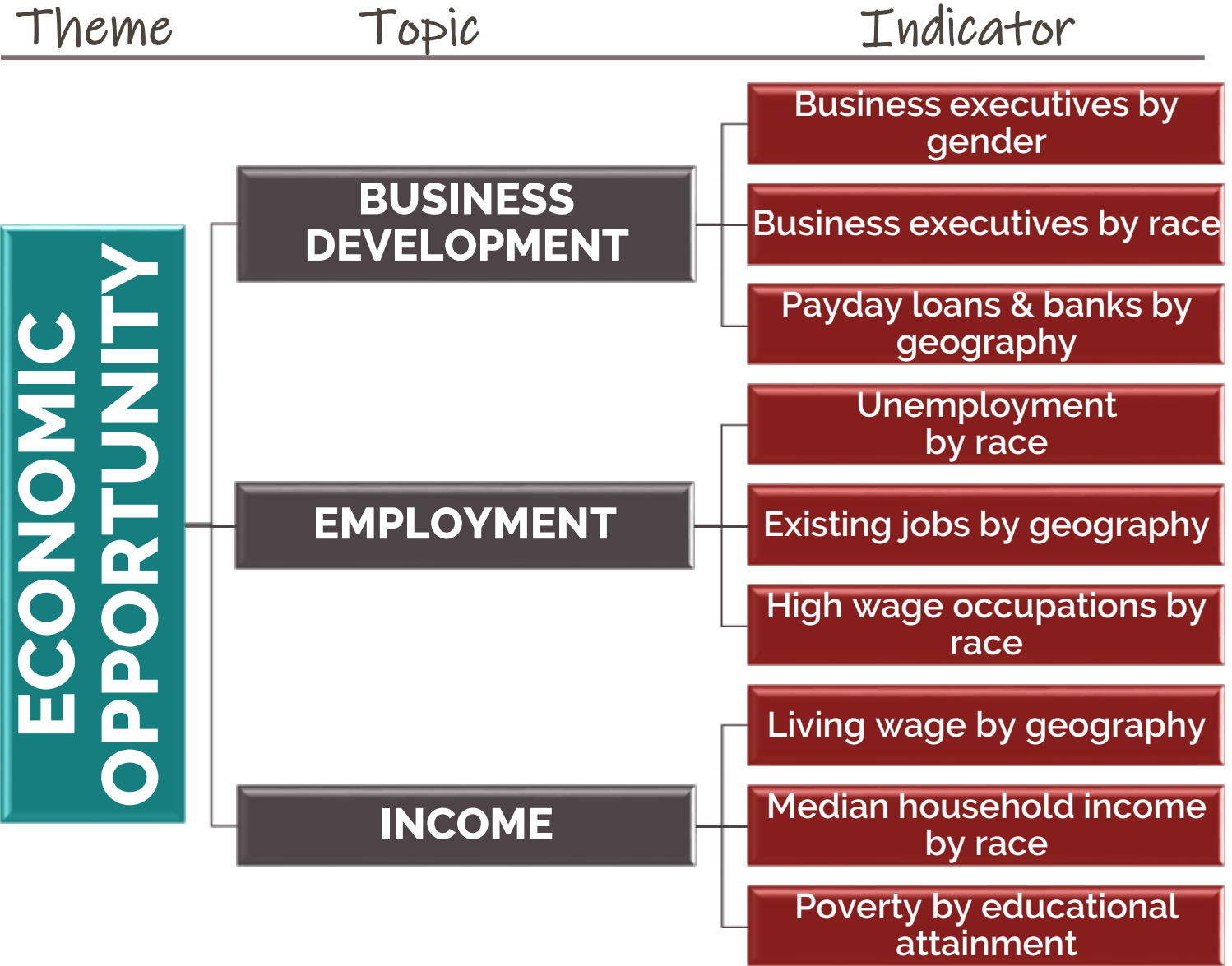


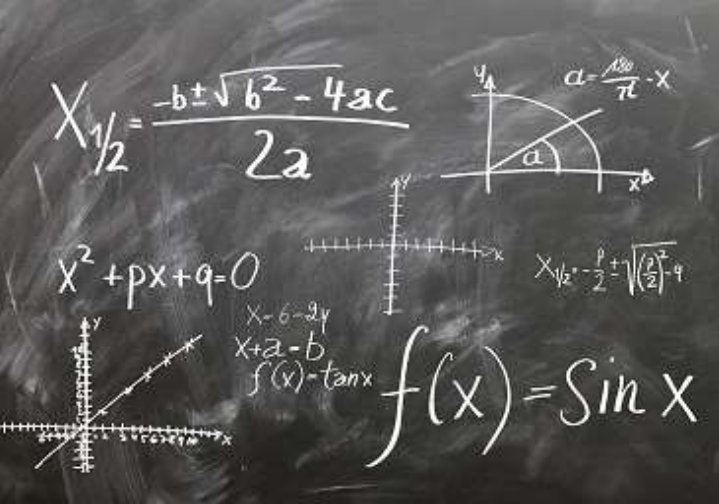
TULSA  
EQUALITY  
INDICATORS





# Tool Structure





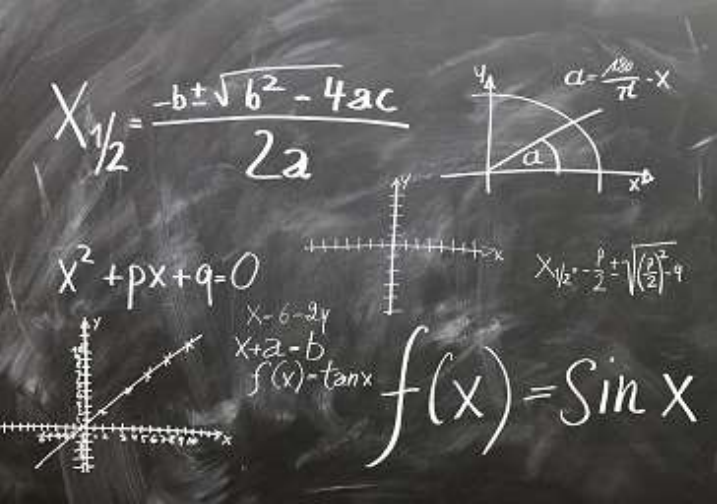
# What is an Equality Indicator?



TULSA  
EQUALITY  
INDICATORS

**Equality Indicators** compare opportunities and outcomes of two population groups: the most and least advantaged for that measure

*Example: Ratio of homeownership rates of White Tulsans to Black Tulsans*

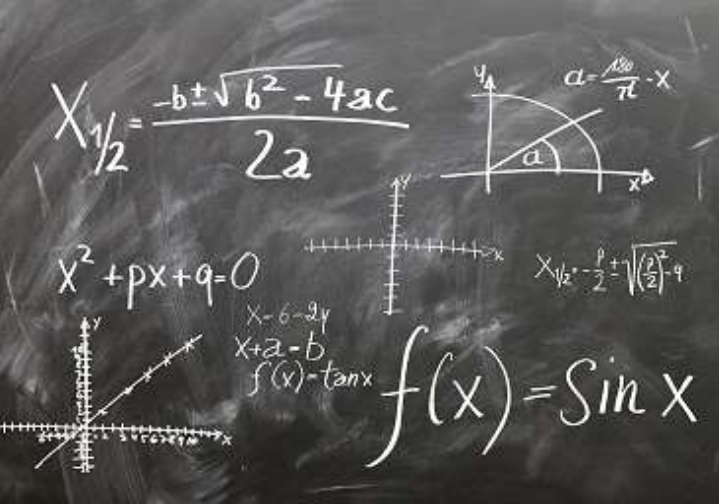


# Comparison Groups



TULSA  
EQUALITY  
INDICATORS

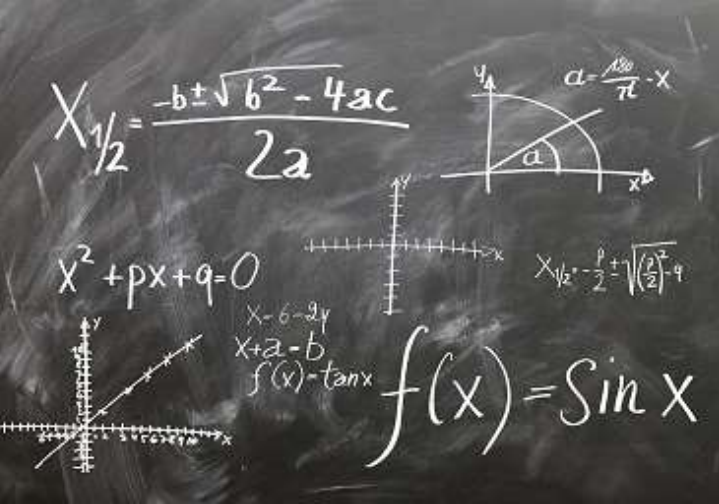
1. **Race / Ethnicity**
2. **Geography / Region of Tulsa**
3. **Gender**
4. **Education Level**
5. **English Proficiency**
6. **Income Level**
7. **Mode of Transportation**
8. **Presence of a Disability**
9. **Veteran Status**



# Scoring Methodology








# Scoring Methodology

**1 = inequality**



**100 = equality**



TULSA  
EQUALITY  
INDICATORS



# 2020 Scores



TULSA  
EQUALITY  
INDICATORS

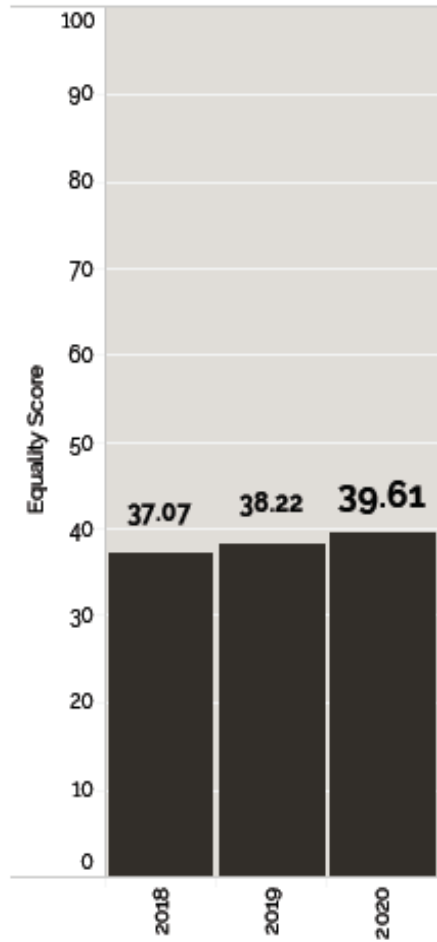


# Tulsa City & Theme Scores

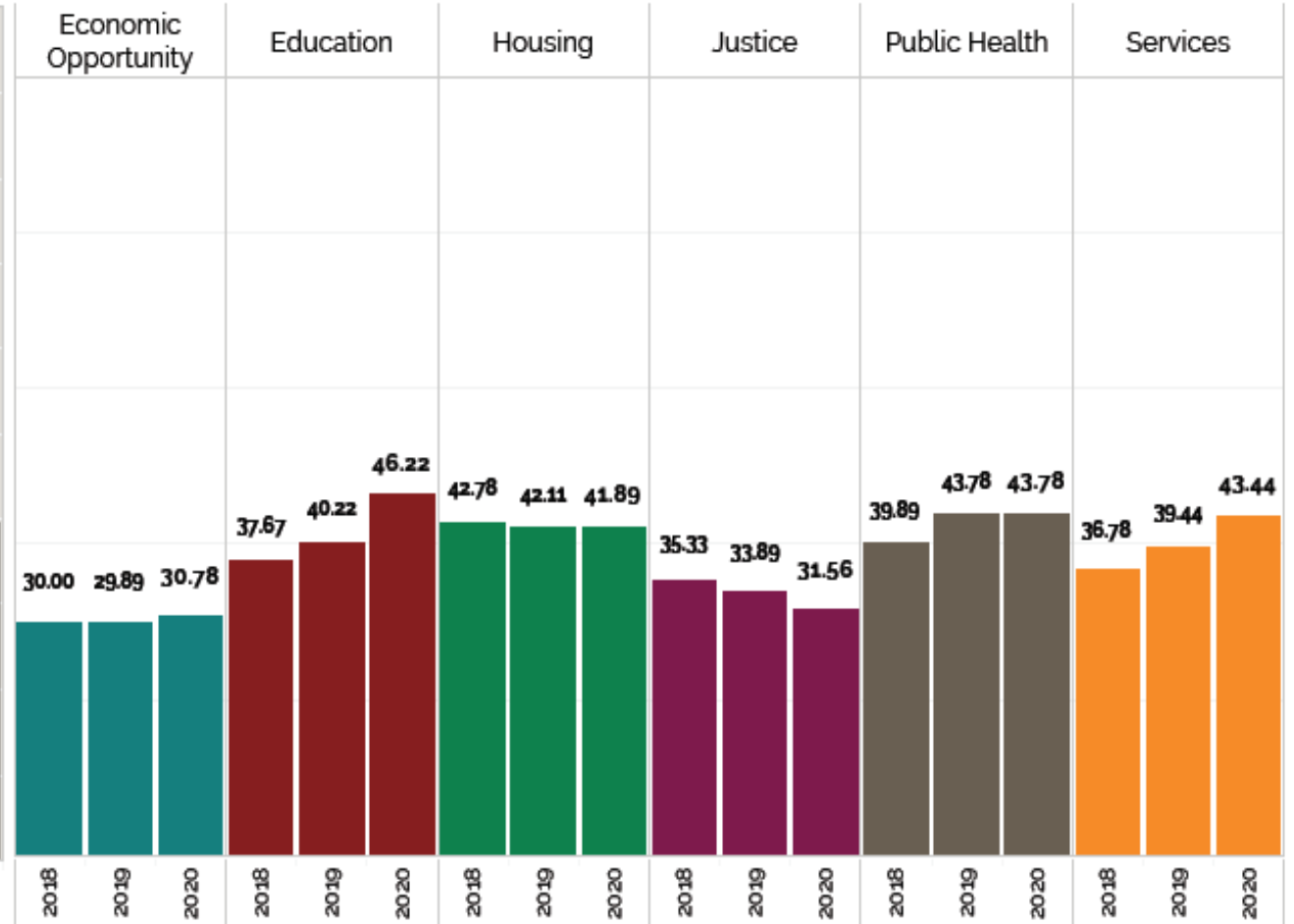


TULSA  
EQUALITY  
INDICATORS

## City Score



## Theme Scores





# Greatest Positive & Negative Change Indicators



TULSA  
EQUALITY  
INDICATORS

INDICATORS WITH GREATEST POSITIVE CHANGE SCORES	CHANGE 2018–2020
Ind. 47: Internet Access by Race	+39
Ind. 12: Dropping Out by Income	+28
Ind. 11: Chronic Absenteeism by Race	+27
Ind. 17: Graduation by English Proficiency	+15
Ind. 44: Mentally Unhealthy Days by Income	+15
Ind. 18: College Completion by Race	+13
Ind. 53: Commute Time by Mode of Transportation	+12
Ind. 52: Bus Stop Concentration by Geography	+11

INDICATORS WITH GREATEST NEGATIVE CHANGE SCORES	CHANGE 2018–2020
Ind. 34: Child Abuse and Neglect by Comparison to National Average	-20
Ind. 35: Homicide Victimization by Race	-13
Ind. 22: Youth Homelessness by Race	-9
Ind. 24: Homelessness by Disability Status	-8
Ind. 16: Third Grade Reading Proficiency by Income	-6




# Economic Opportunity 2020 Scores



TULSA  
EQUALITY  
INDICATORS

## BUSINESS DEVELOPMENT



## EMPLOYMENT



## INCOME

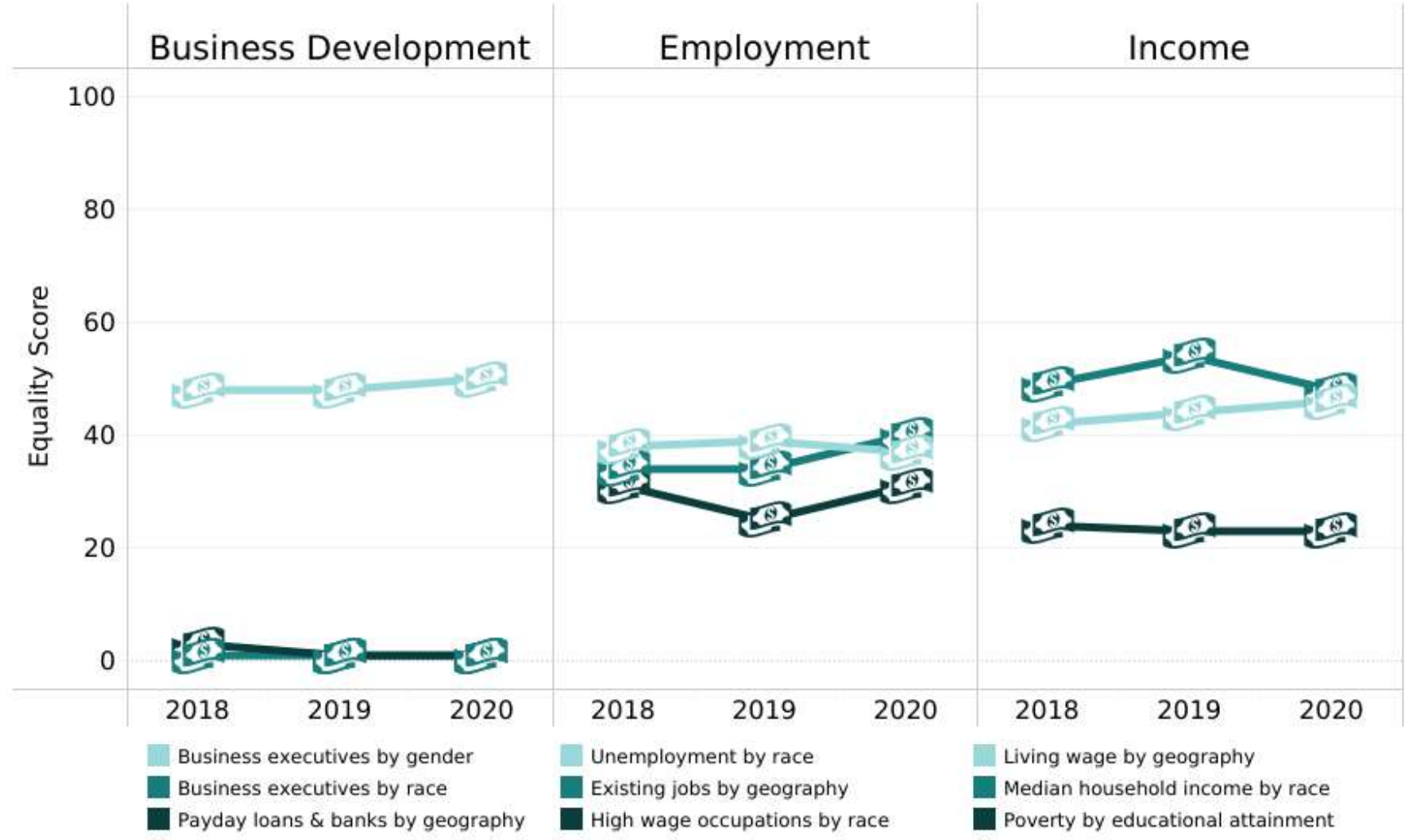






# Economic Opportunity Indicator Trends

**Economic Opportunity Theme = 30.78/100**





# Panel Discussion



TULSA  
EQUALITY  
INDICATORS



# Panelists



**Michelle Barnett**

Deputy Chief of Economic Development  
City of Tulsa Mayor's Office of Economic Development



**Modisane Kwanza**

VITA Coordinator/Financial Resilience Programs Manager  
Goodwill Industries of Tulsa



**Charity Marcus**

Co-Founder  
Black Women Business Owners of America



**Karen Pennington**

Executive Director  
Tulsa Community WorkAdvance



TULSA  
EQUALITY  
INDICATORS



Q & A



TULSA  
EQUALITY  
INDICATORS



# TULSA EQUALITY INDICATORS



Measuring change toward  
greater equality in Tulsa

## Year 3



CUNY INSTITUTE  
FOR STATE & LOCAL  
GOVERNANCE

Developing Expert Solutions



COMMUNITY  
SERVICE  
COUNCIL  
Improving Oklahomans' Lives Through  
Research, Planning & Action



CITY OF  
**Tulsa**  
A New Kind of Energy.



# Thank you for attending today!

---

Register for other learning  
series sessions, view the  
report and more at:

[tulsaei.org](https://tulsaei.org)

